

# SHARE YOUR DIGITAL CREDENTIALS



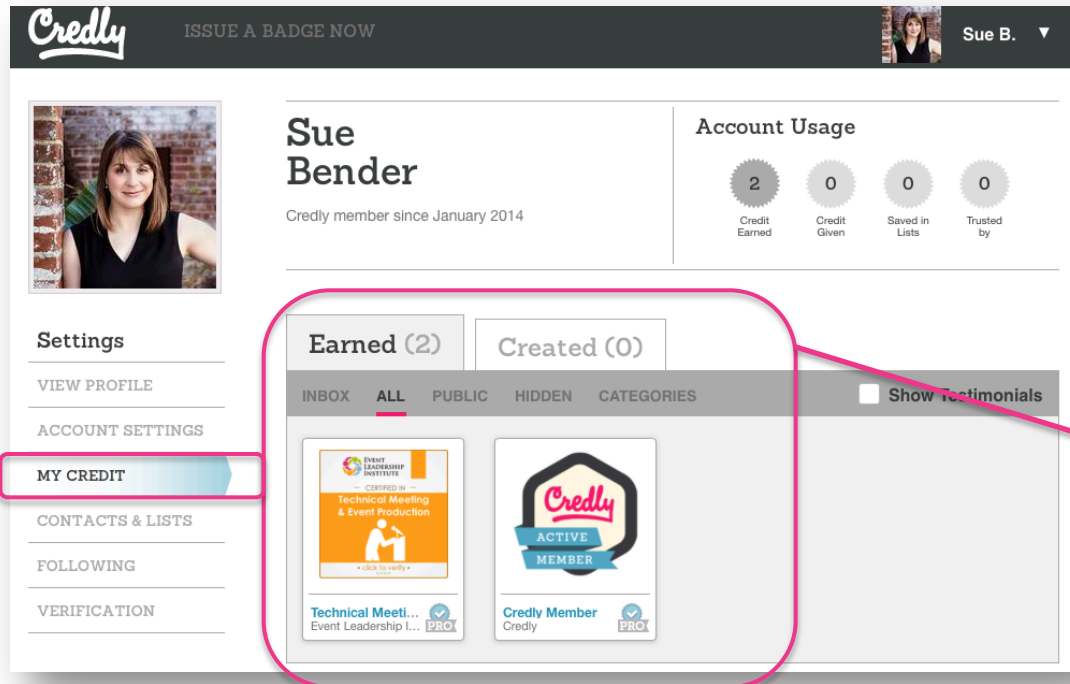
Unlike traditional certifications or degrees, a digital credential gives a potential employer, client or colleague the ability to instantly see what you had to do to earn it, what coursework it covered and what it qualifies you to do, simply by clicking on your credential. It also provides secure verification so the viewer can confirm that you did in fact earn it.

# ...VIA SOCIAL MEDIA



**STEP 1:** Go to [www.Credly.com](http://www.Credly.com) and login to your account. If you have not already created an account (it's FREE!), it will be necessary to do so. Please refer to the PDF on **Accessing Your Credentials** for additional details.

After setting up the account and accepting the credential, you are now ready to share with your achievements with your social media network.



**Credly** ISSUE A BADGE NOW Sue B. ▼

**Sue Bender**  
Credly member since January 2014

**Account Usage**

Credit Earned	Credit Given	Saved in Lists	Trusted by
2	0	0	0

**Earned (2)** **Created (0)**

INBOX **ALL** PUBLIC HIDDEN CATEGORIES ☐ Show Testimonials

**Technical Meeting & Event Production**  
CERTIFIED IN  
Event Leadership I... PRO

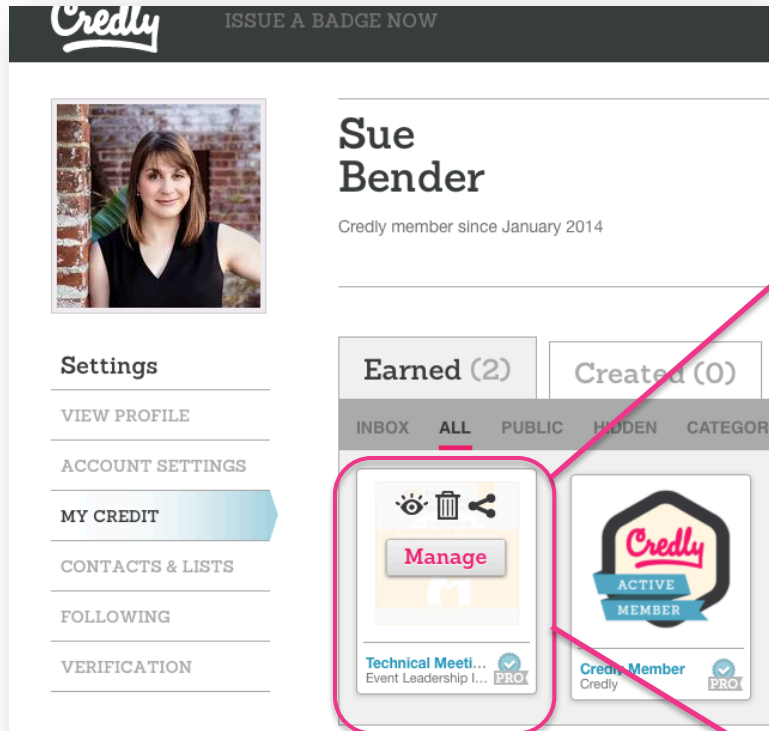
**Credly Member**  
ACTIVE MEMBER  
Credly PRO

**Settings**  
VIEW PROFILE  
ACCOUNT SETTINGS  
**MY CREDIT**  
CONTACTS & LISTS  
FOLLOWING  
VERIFICATION

## STEP 2:

Your credential will appear under the **EARNED** tab. Click on the badge to view details about your credential.

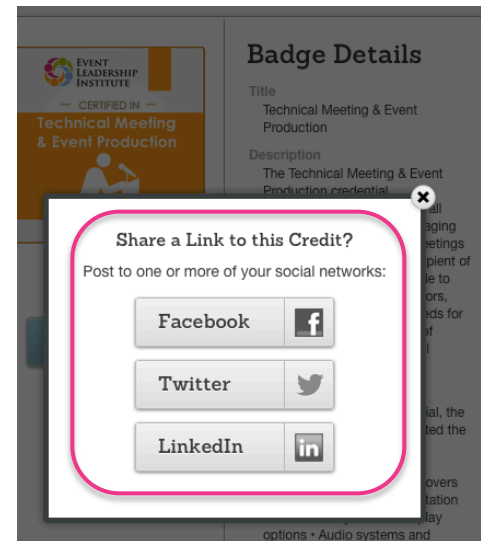
# HERE'S HOW TO SHARE...



## STEP 3:

Hover your mouse over the image to **MANAGE** setting and access **SHARING TOOLS**. By clicking on the individual social media links, you will share the credential image and details via your "newsfeed."

When you tweet or post the image, viewers who click on the badge will be led to ELI's **digital credential verification** page with details on your achievements.



## STEP 4:

Viewers will see a brief overview on the course(s) you've taken, or they may also click **VIEW EVIDENCE** to see the full course syllabus.



**EVENT  
LEADERSHIP  
INSTITUTE**

*Progressive education, training & insights  
by and for event professionals*

Email Address

Password

[Log in](#)

[Register](#)

[Forgot Password](#)



[Home](#)

[On-Demand Content](#)

[Professional Development Courses](#)

[Instructors](#)

[Events](#)

[Supporters](#)

[About](#)

[Blog](#)

[Contact](#)

### *Digital Credential Verification*

Digital Credentials, also known as Open Badges, are the newest way for professionals to share their achievements and skills. When a recipient chooses to share their credential, anyone who views it may click on it and be brought to a customized, individual verification page, like this one, which confirms who the credential was issued to, when it was issued, what was involved in earning it, and other useful data. [Click here](#) to learn more.



### **Technical Meeting & Event Production**

Issued to  
**Sue Bender**

Issuer

**Event Leadership Institute**

Issued

01/24/14

Description

The Technical Meeting & Event Production credential demonstrates proficiency in all lighting, audio-visual and staging components that go into meetings and special events. The recipient of this credential should be able to liaise with all technical vendors, identify proper technical needs for a given event, create a run of show, and oversee technical production on site.

Evidence

[View evidence](#)

Criteria

In order to earn this credential, the recipient must have completed the Event Leadership Institute's Technical Meeting & Event Production Course, which covers the following topics: Presentation software • Projectors & display options • Audio systems and microphones • Lighting • Staging & logistics • What to look for in site selection • Electrical needs, rigging points & internet access • Teleprompters • Calling a show