



Progressive Education for
Event Professionals

Wedding & Event Design with Lindsay Landman

1

Week 4: Designing with Non-Floral Decor

Week 4: Designing with Non-Floral Decor Candles and Lighting

Candles



Candles



Candles



Candles



Top Candle Décor Tips

1. Remember that candles produce heat!
2. Be sure to check venue rules regarding open flame before planning candle décor.
3. Test candles for burn time and drip patterns.
4. Candles are not always an inexpensive design alternative.

Lighting



Lighting



©Christian Oth Studio

Lighting



Lighting



Rob Latham



Rob Latham

Top Lighting Décor Tips

1. Remember that lighting may require power and wiring.
2. If hanging is required, be sure to check rigging points and suspension weights in advance.



Week 4: Designing with Non-Floral Decor Paper and Printed Items

Paper



Quintana Carrasco



Paper



Paper



David Stark

Paper




David Stark



- Top Paper Décor Tips
1. Beware of DIY-looking paper décor.
 2. Consider flammability and likelihood of moisture.
 3. Consider delicate paper during transport.
- 20

Week 4: Designing with Non-Floral Decor
Furnishings and Fabrics

Furnishings and Fabric




Furnishings



Furnishings and Fabric







Top Furnishings and Fabrics Décor Tips

1. Furniture placement is as important as furniture selection.
2. Use every piece of furniture to contribute to design.
3. Consider the amount of fabric pieces that will be in use when choosing a pattern.

27

Week 4: Designing with Non-Floral Decor
Tabletop

Tabletop



Tabletop







- Top Tabletop Décor Tips
1. Use every material required on the tabletop to contribute to design.
 2. Factor the use of tabletop items into food service.
 3. Use intimacy of tabletop items to your advantage, particularly in personalization.
- 33

Week 4: Designing with Non-Floral Decor
Installations and Fabrication


Installations



Installations



Installations




Installations



Fabrications



Fabrications



David Stark



Top Installation and Fabrication Décor Tips

1. Consider weight, stability and portability for custom fabrications.
2. Measure twice, cut once!
3. Consider installation time and manpower.
4. Remember to factor in storage or removal and disposal.





Progressive Education for
Event Professionals

Wedding & Event Design
with Lindsay Landman
