



**EVENT
LEADERSHIP
INSTITUTE**

Technical Meeting & Event Production

Week Two


Audio and Video

Week Two: Lesson One

Anatomy of Sound
(Audio, Inputs, Microphones)


Audio

- One of the most uncomfortable aspects of the event experience
- Audience Pain
- Audience Fatigue
- Audience Notices



Anatomy of a sound system

- Inputs
- Mixer
- (Sweetening)
- Output
- Amplification
- Speakers





“How many sources do you have?”

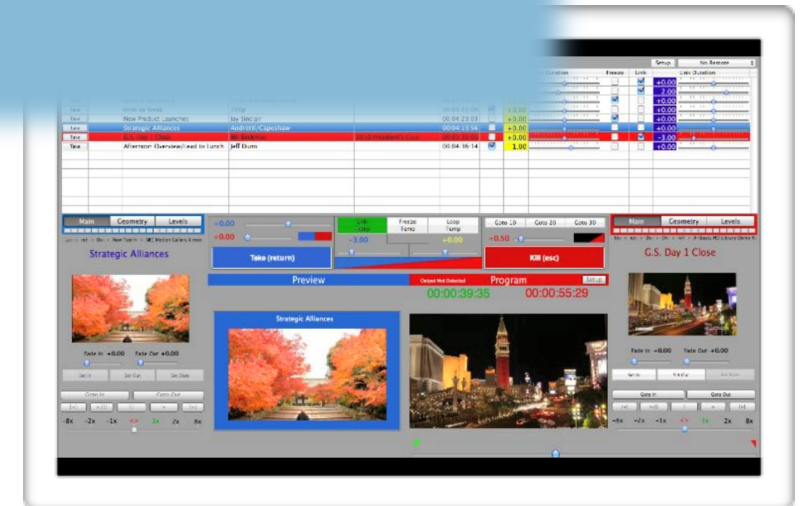

Counting all the input sources

ALL Microphones

Presentations / Embedded Content

Audio

Video “Do you have embedded audio?”



Microphone types and uses

Podium mic

Handheld

Hands free


- Lavalier
- Headset Mic / Countryman

Nat Mic

- Floor or Overhead



Podium vs Lectern



Wireless vs. wired

Wired:

- Pros- Very little interference
- Cons- Umm... there's a cord

Wireless:

- No cord!
- But... wireless interference / feedback



Week Two: Lesson Two

Anatomy of Sound:
(Sweetening, Levels, Outputs)







Anatomy of a sound system

Inputs

Mixer

Outputs



Amplification

Speakers






“How many outputs do you have?”

The Mixer Gotcha

They can't own it all...



mo
00



The Story So Far...

- Fixed Number of Inputs
- (Ya do stuff)
- Fixed Number of Outputs
- Count them well, and you will be rewarded!

Week Two: Lesson Three

Anatomy of Sound: (Amplification, Speakers)

So what are those other racks of gear?

- (Optional) Further Sweetening
 - Equalizers / External Effects
- Amplification



Amplifiers

Line Level Signal → Output Level for Speakers



Speakers

- Types
- Placement Options
- “How large of an audience area do I need to cover?”

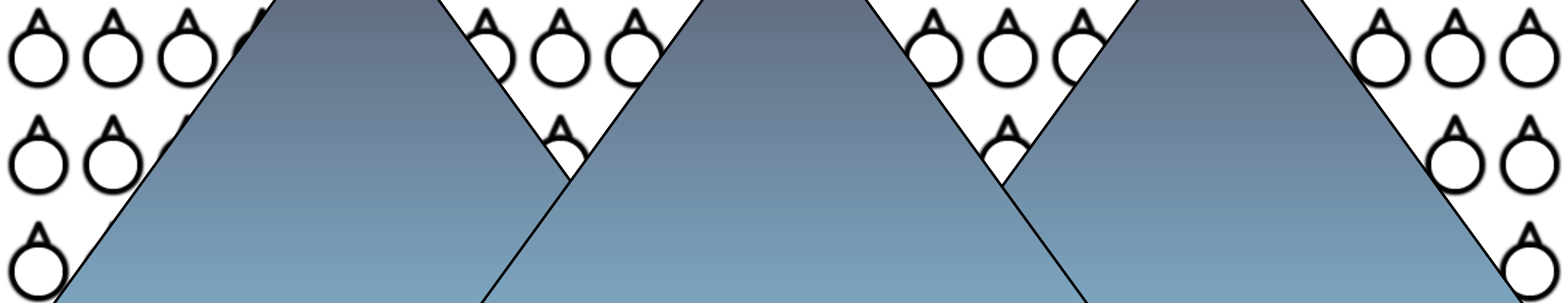
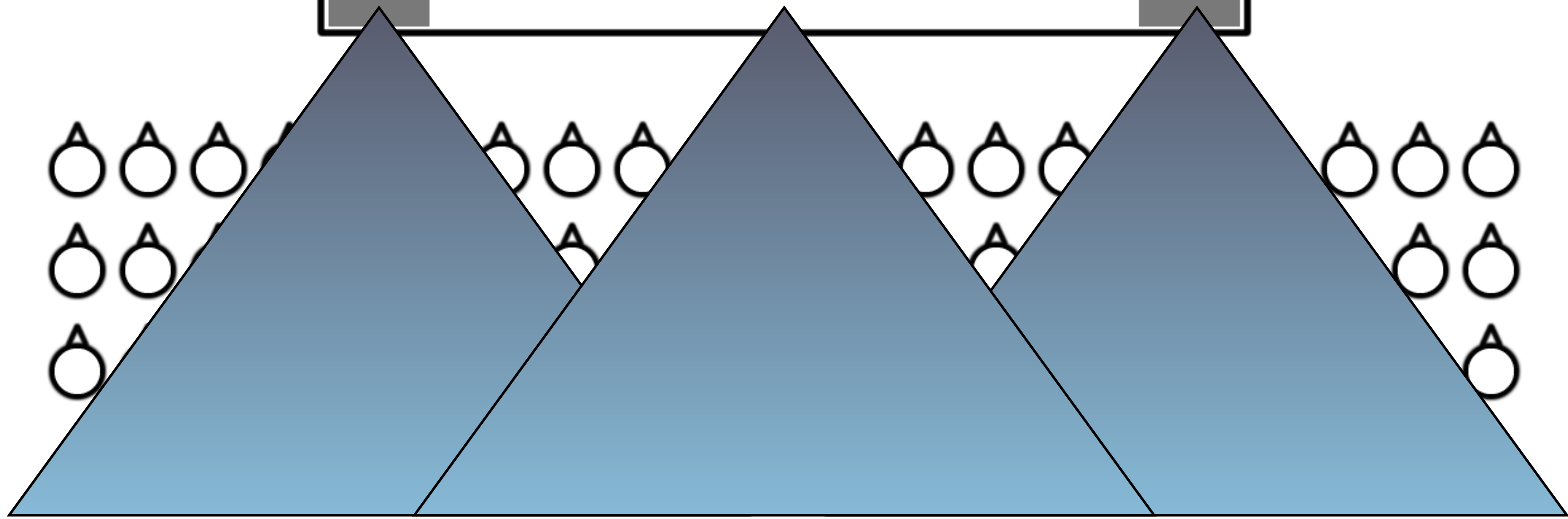
“Speaker

Self-Amplified Powered Mixer

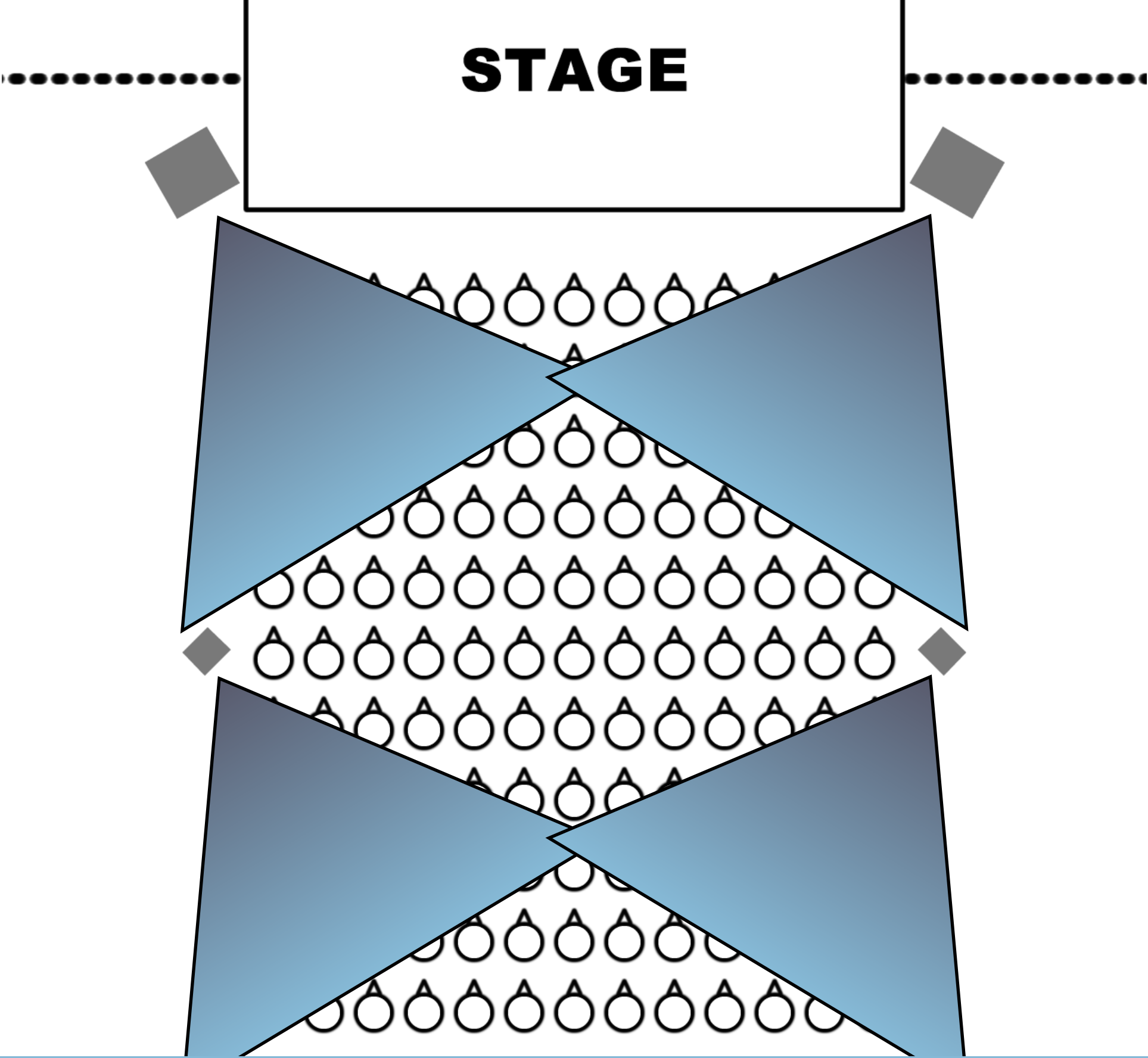


STAGE

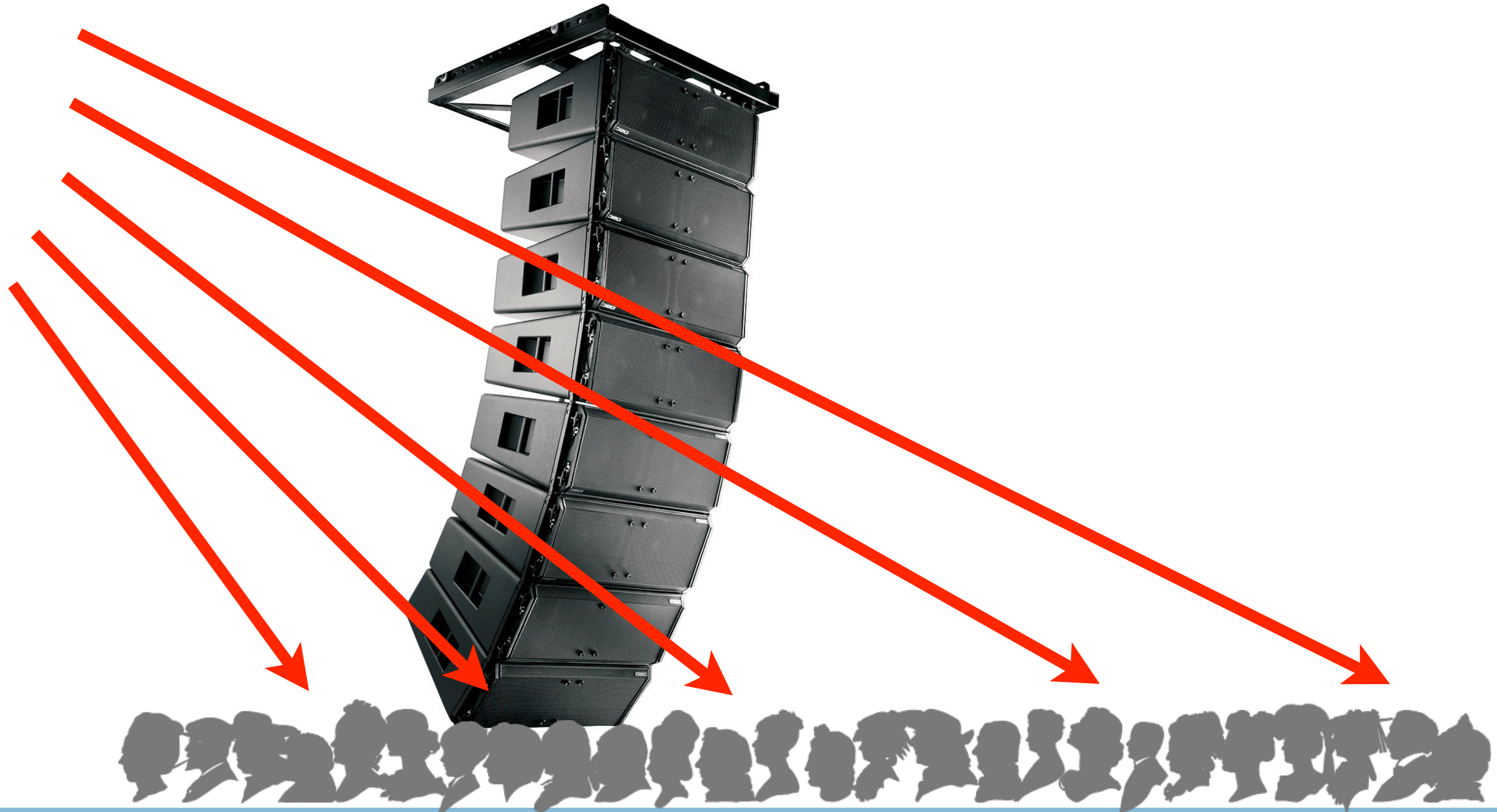
Center Fill



STAGE




Line Array / Flown



Just One More

Ceiling Mounted Speakers

- May s
- Can b



Who runs the gear?

A1: Sets the levels and determines which mics are “hot”, usually at the “front of house” mixer

A2: Helps switch mics from speaker to speaker and keeps an eye on all backstage audio gear

Audio Quick Tips

A word about lav mic placement...

Men:

- Jacket or shirt collar / Tie

Women:

- Jacket or shirt collar
- Beware of flimsy fabric
- Dresses with no belts

Everyone:

- Jingle Jangle Jingle
- “Dominant side”

Combo Packs

One, or the other, but not Both...



Amplifiers and Speakers Recap

- “Grow” the sound from electronics level to giant speaker level
- Actually disperse the sound
- Make sure you’re covering your audience
 - Center Fills
 - Delay Speakers
 - Line Arrays

Week Two: Part Four

Anatomy of Lighting, Consoles

Anatomy of a Lighting System

- **Things that need to be lit**
- **Lighting console**
- **Dimmer/Control Packs**
- **Instruments**

What needs to be lit at an event

Functional

- Podium, Items in a silent auction, Registration

(Video)

Decorative

- Centerpieces, Furniture, Dance Floor

Branding/Communicative

- Company, Sponsor, or Conference

Another Good Question

“What, and how many,
things do you need to light?”

Setting lighting levels

How many different 'looks' do you need

- Walk-in lighting
- Presentation look (looks?)
- Video look
- Awards look

The Lighting Console

Small Controllers Consoles



Week Two: Part Five

Lighting Instruments, Accessories,
and Putting it all Together

Understanding the Gear

Types of Lighting Instruments

- Lekos
- Pars
- LEDs
- Intelligent Lighting
- Pin Spots
- Followspots

Light vs. Instrument



Types of Lighting Instruments

Lekos = Highly Adjustable,
Focusable beams of light



Lens Housing

- Adjustable Focus
- Replaceable

Leko Accessories

- Gel
- Gobos



Types of Lighting Instruments


PARs = Generic “wash” lighting,
with very little focusability



PAR Accessories

Accessories:

- Gel
- ~~Gobos~~
- Barn doors



Types of Lighting Instruments

LEDs

- Lower Power
- Adjustable Color



Types of Lighting Instruments

LEDs

- Lower Power PARs
- Color Mixing



Types of Lighting Instruments

“LED Lights”



Types of Lighting Instruments

Intelligent lighting

- Pivoting Mirror
- Color Mixing
- Rotating Gobos
- Iris, Projectors



Types of Lighting Instruments

Moving Head Intelligent Lights



Types of Lighting Instruments

Pin spots



Types of Lighting Instruments

Follow spots

- Hire an operator





MERIDIAN[°]
Breaking the Barrier

MERIDIAN[°]
Breaking the Barrier



Other Considerations

Logistics

- Location of light board
- Power and Wiring Considerations
- What items need to be set up before lighting can properly focus their lights?
- Obstacles- tables, chairs
- “Domino Effect” of changes

Who runs the gear?

Lighting, Lights

- Let them spread their wings!

Master Electrician / Electrician
(Squints)

Light(n)ing Round

Try to isolate what needs to be lit

Have open conversations about your goals

Work together to find a lighting package

- Right instruments for the job
- Right board operator for the job.

Comments?
Questions?

Comments? Questions?

questions@brandtkrueger.com

@brandtkrueger

plus.google.com/+brandtkrueger

Thanks!
See you next week!



